

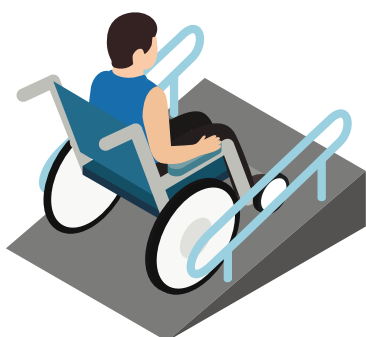
How accessible is your train station?

A non-exhaustive list of what to consider.

Step-free access

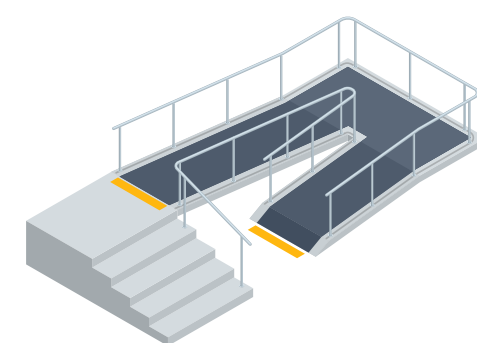
like lifts, ramps and additional station entrances

Is access to all areas step-free? Does it include places like the ticket office, restrooms and all platforms?



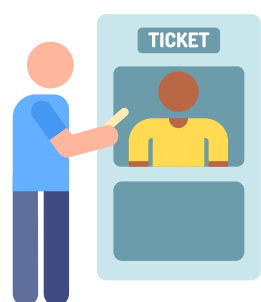
Steep ramps

If ramps are present, how easy are they to use? Would a person in a wheelchair have trouble getting up or down because of the incline?



Ticket office

Is there a ticket office open and accessible? Is it adjusted for wheelchair height?



Accessible ticket machine

Are ticket machines easy to find? Are they next to a lift entrance? Are they low enough that someone in a wheelchair would be able to press all of the buttons?




Staff help available

What are the opening times of the staff office? Are they available during busy times or on the weekend?



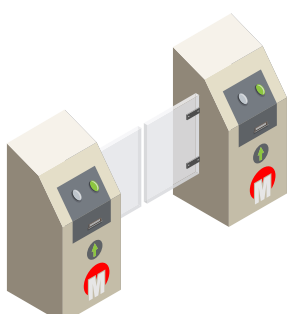
Accessible toilets

Are toilets on a platform that is accessible by everyone? Do they include disabled toilets?




Restrictive barriers

Are ticket barriers wide enough for wheelchairs? Are there any other barriers (like the ones for luggage) that would prevent someone from passing through?



Adequate seating

Are there enough seats? Are they comfortable? Are they wide enough to allow a variety of body types to sit comfortably?




Access between platforms

Is there easy access between opposing platforms? Would someone be forced to go back out into the street? Would access between platforms be quick for someone with low mobility?



Easy to read signs

Are signs easy to read and well-positioned?



Adequate lighting

Would this station be a safe place to be at night? Are the signs still visible at night?



Audio information

Are there audio announcements about the upcoming trains? Are there signs for text or voice recognition-to-text technology, visual symbols for emphasis, sound alerts?



Crowds

Is the station crowded? Is it easy to get in between places?




Background noise

How loud is the station? Is the background noise and chatter distracting? Would it be overwhelming for someone with auditory processing issues?



Smells

How does the station smell? Would this be distracting or overwhelming to someone with sensory issues?



Environment

Is the environment clean and safe?



Not all of these are a sign of poor planning, some just occur naturally. However, they can all pose challenges for disabled people when travelling.

How accessible is your train station?

A campaign by Nathaniel Yates, supported by the Together Trust

Everyone should be able to travel independently. Everywhere.

Research shows that 1 in every 20 people living in the UK are negatively impacted by not having access to travel ([Motability, 2022](#)). There are 96 train stations in Greater Manchester - and less than half have step-free access ([RTM, 2021](#)).

As a result 22% of disabled people struggle to access work, travel, school and more. They end up isolated and dependent on others to get about.

Fill out this sheet and take a photo of it. Tweet it and tag @TogetherTrust and @SaysNathaniel or use [#GMRailAccess](#). If the station has a suggestion box, hand it in so that staff can share with the management.

What can we do about it?

We asked everyone in the community to be **volunteer inspectors** and check out their local stations. This is what they found:



What we liked



What could be improved

Find out more about our campaign at togethertrust.org.uk/accessible-travel

TOGETHER
TRUST
charity